

RS-360SH



Carbon-brush motors

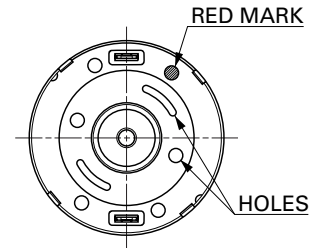
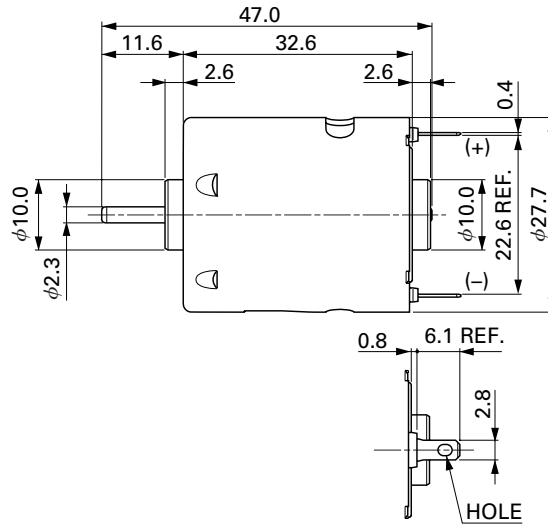
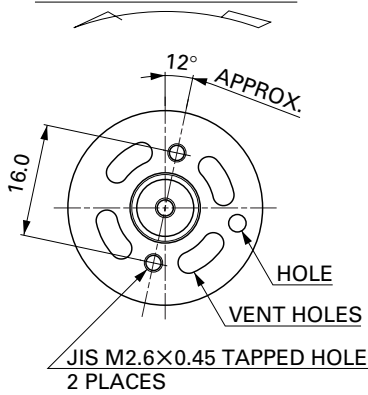
OUTPUT : 0.7W~40W (APPROX)

WEIGHT : 55g (APPROX)

Typical Applications Home Appliances : Massager / Vibrator
Office Automation Equipment : Copy Machine / Laser Printer
Precision Instruments : Vending Machine

MODEL	VOLTAGE		NO LOAD		AT MAXIMUM EFFICIENCY				STALL			
	OPERATING RANGE	NOMINAL	SPEED r/min	CURRENT A	SPEED r/min	CURRENT A	TORQUE mN-m	TORQUE g-cm	OUTPUT W	TORQUE mN-m	TORQUE g-cm	CURRENT A
RS-360SH-2885	3~9	7.2V CONSTANT	12500	0.36	10380	1.76	7.00	71.3	7.59	41.2	420	8.60
RS-360SH-10500	12~25	12V CONSTANT	3500	0.050	2590	0.14	2.74	28.0	0.74	10.6	108	0.41

DIRECTION OF ROTATION

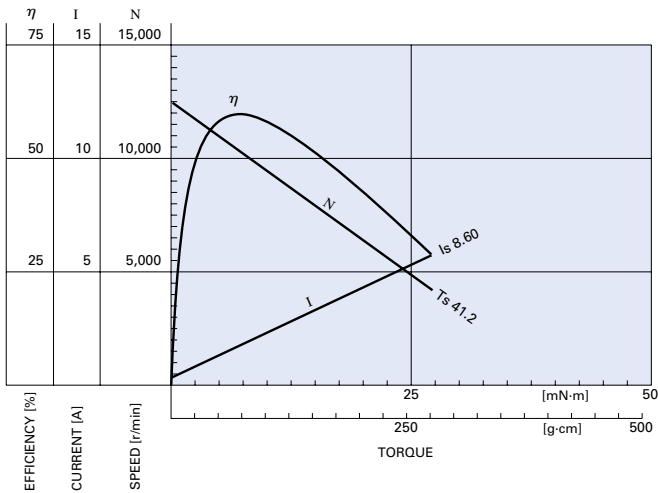


Usable machine screw length 4.0 max. from motor mounting surface.

UNIT: MILLIMETERS

RS-360SH-2885

7.2V



RS-360SH-10500

12.0V

